



MPS Stops and Search Summary: 12 Months

(data last refreshed on 13/03/2024 13:43:35)



Apply these filter(s) to update the visuals

BCU or Borough View?
BCU

Duration of Interest
12 Months

Monthly Trend (CP vs PP)
Stops current period
Stops previous period



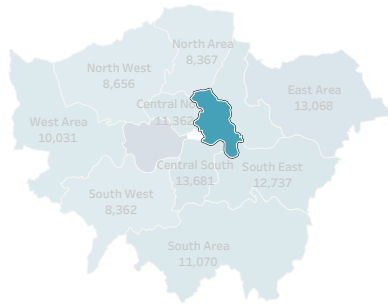
Stops **10,921**
stops recorded
-5,284 (-32.6%)
FEWER than previous period

Positive Outcomes **3,415**
positive outcomes recorded
-1,016 (-22.9%)
FEWER than previous period

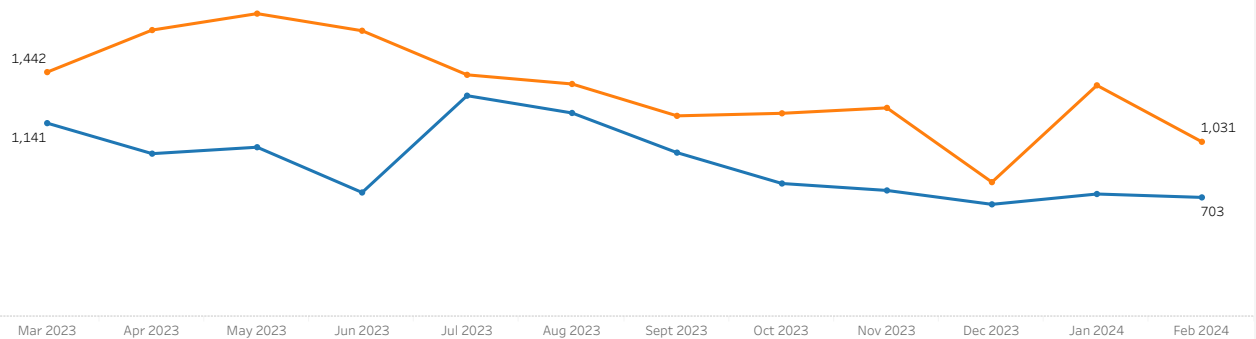
Positive Outcome Rate **31.3%**
Positive Outcome Rate
AN INCREASE of
+3.9 ppt

NFA Stops **7,506**
NFAs recorded
-4,268 (-36.2%)
FEWER than previous period

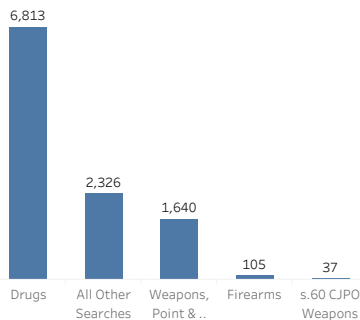
Where are people being Stopped?



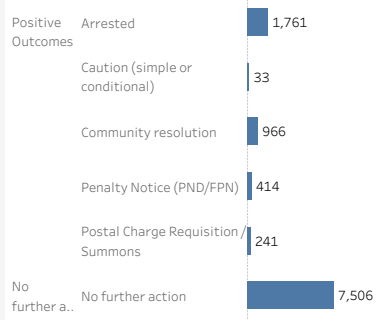
How have Stop Volumes changed?



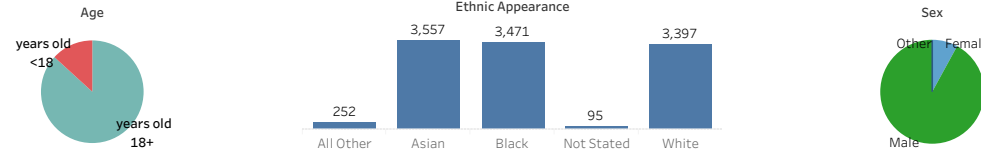
Why are people being Stopped?



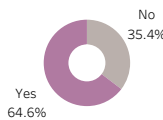
What is the result of the Stops?



What are the demographics of those searched? (excl. vehicle-only searches)



How often are Intimate Parts exposed during More Thorough searches?



How often is Body Worn Video used?

